
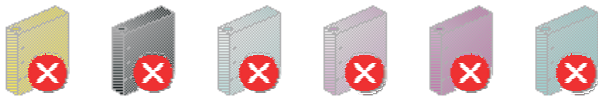
 Continuous ink system
 Continuous ink supply system


About CIS chips

CIS ink system are used auto reset chips(ARC), it can auto reset more than million times. The chip of black cartridge is the mother chip, it control all the chips of color cartridges. And the color chips are used the same design. You can swap them to use each other in any color cartridges. Exculde some special models.

If the chips are loose after some crude deliveries, and show wrong information as below,



The black chip(mother chip) is error, so it shows all chips error. Please check the black chip loose or no. Reinstall CIS cartridges. If you do times and still show this, you should contact the reseller.




If it shows this, black chip good, some color chips error.

It is a bad touch problem by delivery, you can solve it. Remove CIS cartridge, check the error chips as bellow.

If you want to check them if broken or no, you can replace them with the other 'show good' color chips. Because all the color chips are the same products.

Check loose chips



If you use original cartridge. Make sure the chips can be touched well with the springs.

The springs should touch these points



LOOSE CHIP




PUSH RIGHT



SWAP COLOR CHIPS

Some chip parts maybe will be loosd in the delivering, so you can push them to the right position.




Some chip parts maybe will be pressed to a lower pisiiton, you need cut the higher mast by a nife.

Keep in the same level



Keep the ink tanks and printer in the same level.
Do not place the tanks higher or lower than their printer

The holes of films



● **Some holes of the films**

We will test some CIS products before sell , the films will be poked holes , it never leak ink because the holes , and they are still the brand new products.

Notice for the plugs



Make to air balance



The CIS are used the balance air design.
Ater filled ink or moved tanks, you should do these like the pictures